



BLASTECHNIK

TRUGRIT BLASTROOM

Lowest Cost Per Square Meter Blasted.

Environmentally Friendly Non-polluting Facility.

Operator Friendly and Safe Working Environment.

High Quality Surface Preparation and Finishing.

One of the harshest applications for a blastroom is steel fabricators blasting steel components with steel grit. Using hard wearing steel grit as the abrasive, and high production through put rates, puts enormous stress on the abrasive recovery system. If the abrasive recovery system is not built tough it will fail very quickly and result in lots of lost production time for continual repairs and maintenance. Lost production equates to lost revenue. The Blasttechnik TruGrit Blastroom has been designed specifically to avoid these problems and provide a reliable and productive blastroom for your blasting application.

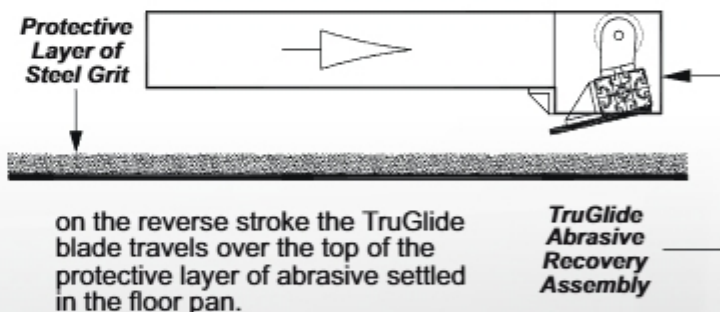
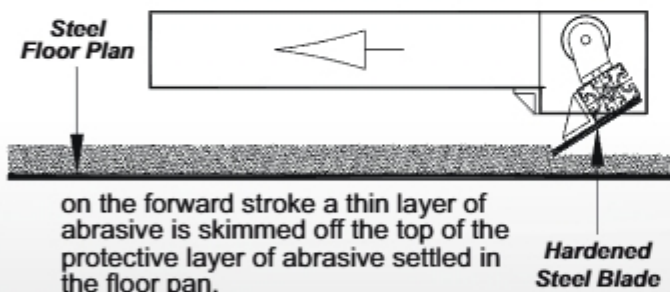
Moving parts and hard abrasive do not mix well in a blastroom. The Blasttechnik TruGrit Blastroom is fitted with a TruGlide Abrasive Recovery Floor that eliminates virtually all moving parts from inside the blastroom. The floor consists of a series of 300mm deep recovery channels. A layer of abrasive 10-15mm thick lines the bottom of each channel. This abrasive forms a wear resistant layer to protect the floor from wear. Each channel is fitted with a single hardened steel blade that travels up and down the length of the blastroom to recover the abrasive and removed contaminants.

As the TruGlide recovery blades are constantly moving they are only exposed to flying abrasive for a brief few seconds on each stroke. This feature, along with the protective layer of abrasive in each channel, virtually eliminates wear and tear. This allows the recovery floor to run continuously day in and day out to keep up with the most demanding production schedules. More production equates to more revenue.

The TruGlide Abrasive Recovery Floor is so simple and reliable it only requires occasional maintenance and adjustment using basic hand tools.

**TO MEET
TODAY'S
HIGH PRODUCTION
REQUIREMENTS**

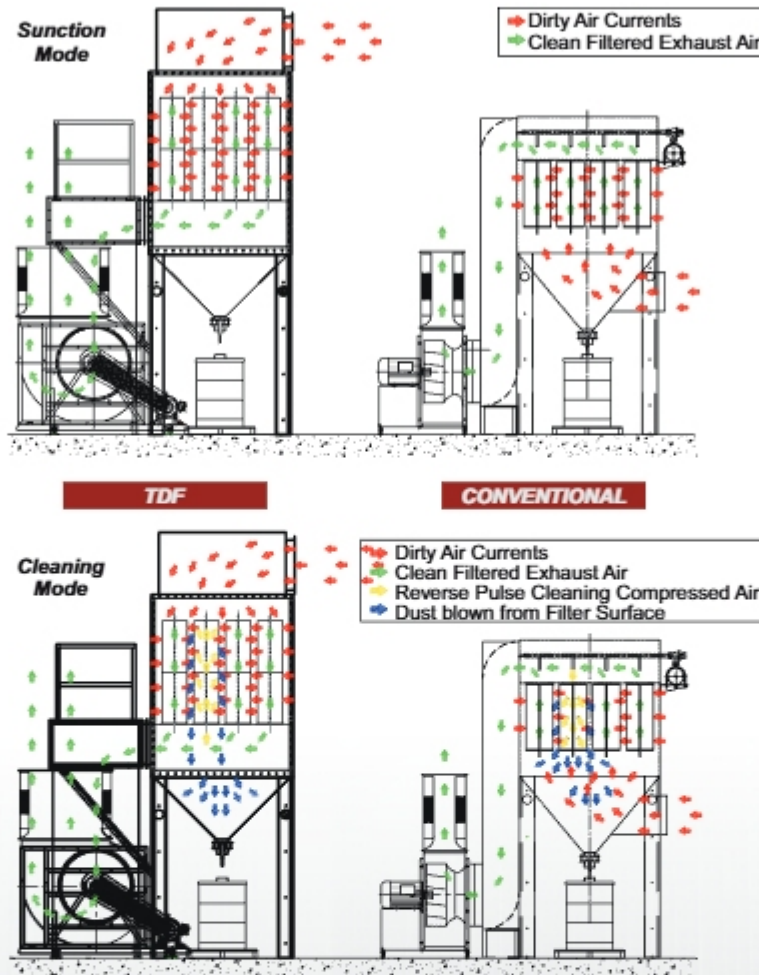
How It Works



Forget poor blasting visibility and dusty surrounding working areas. All TruGrit Blastrooms are fitted with Blasttechnik TDF Ventilation Dust Collectors which will totally eliminate these problems commonly found with poorly designed blastrooms.

Unlike conventional cartridge type dust collectors, in which the dust, pulsed from the filters, is falling downwards into an incoming upflow air stream, the TDF design is the total opposite. The incoming air flow is from the top of the dust collector and the filter cartridges are pulsed clean in the same direction as the airflow, directly into the outlet collection hopper. This unique feature greatly increases the filter cleaning efficiency and prevents the filter cartridges becoming clogged with dust. This results in the dust collector providing constant performance and greatly extends the life of the filter cartridges.

The high efficiency performance, and high velocity ventilation air flow, of the Blasttechnik TDF Ventilation Dust Collector ensures excellent visibility in the blastroom and prevents any dust escaping to the environment or surrounding working areas.



SIMPLE PRICE

The TruGlide Abrasive Recovery Floor does not require a lot of materials to make, therefore we can keep the costs down and sell to you cheaper. Our scope of supply also includes steel floor pans and grating so you won't have any unpleasant hidden cost surprises having to supply these items yourself.

SIMPLE OPERATION AND MAINTENANCE

The simple concept of minimal moving parts inside the blastroom ensures the TruGlide Abrasive Recovery Floor keeps on running. Press the start button and start blasting and the recovery floor will take care of returning and cleaning the abrasive ready for reuse. The floor design ensures minimal maintenance is required. Occasional maintenance and adjustment with basic hand tools is all that is required.

SIMPLE INSTALLATION

The TruGlide Abrasive Recovery Floor is a modular bolt together design. You supply a simple concrete foundation, to our design, and we will drop in the floor and bolt it together. The recovery floor is quick and easy to install. Within a very short period you will be up and running and blasting in production.


SIMPLE RUNNING COSTS

The TruGlide Abrasive Recover Floor is extremely energy efficient. Full floor abrasive recovery can be achieved in small blastrooms for 15kw. Even very large blastrooms require only 25kw for full floor recovery. This minimal power requirement can provide abrasive recovery for multiple blasters and is a fraction of the power required for pneumatic and vacuum recovery systems. The TruGlide Abrasive Recover Floor will provide you with substantial yearly power bill savings.

**A STEEL GRIT BLASTROOM IS A HARSH ENVIRONMENT.
WITH THE TRUGRIT ABRASIVE RECOVERY BLASTROOM WE
LIKE TO KEEP THINGS SIMPLE.**

TruGrit Blastrooms

installed around the world.



TRUGRIT BLASTROOMS



Blasttechnik
Blastrooms

www.blasttechnik.com

© 2013 - 2025 Blasttechnik Pte Ltd

Blasttechnik Pte Ltd
2 Jurong East Street 21
#04-20 IMM Building
Singapore 609601
Tel. +65 8811 1883 | H/P. +65 9850 0121
sales@blasttechnik.com

www.facebook.com/BlasttechnikBlastrooms
www.youtube.com/Blasttechnik